



District 6 Code Analysis - 01/05/2023

Data extracted for Code complaint cases opened between October 1st, 2020 - September 30st, 2021

All Complaint Cases

Reported Complaint Type	Total	Commercial	Neighborhood	Multifamily
Land Use	327	55	255	17
Property Abatement	553	48	478	27
Structure Condition	274	25	210	39
Work Without Permit	31	4	24	3
SWS Chp 15	-	-	-	-
Total	1,185	132	967	86
Total Percent of Citywide Complaints	3.5%	2.3%	4.6%	1.2%

Repeat Offender, Short Term Rental, and Rooming and Boarding Home Complaint Cases

**Filtering complaint cases by complaints occurring at Repeat Offender Properties (ROP), Short Term Rentals (STR), or Rooming and Boarding Homes (RBH). Austin Code categorizes them as Operating Licenses types.*

Case Code	Total	Commercial	Neighborhood	Multifamily
Repeat Offender Properties	60	-	60	-
Short Term Rentals	13	1	12	-
Rooming and Boarding Homes	-	-	-	-
Total	73	1	72	-
Total Percent of Citywide Complaints	0.2%	0.0%	0.3%	0.0%

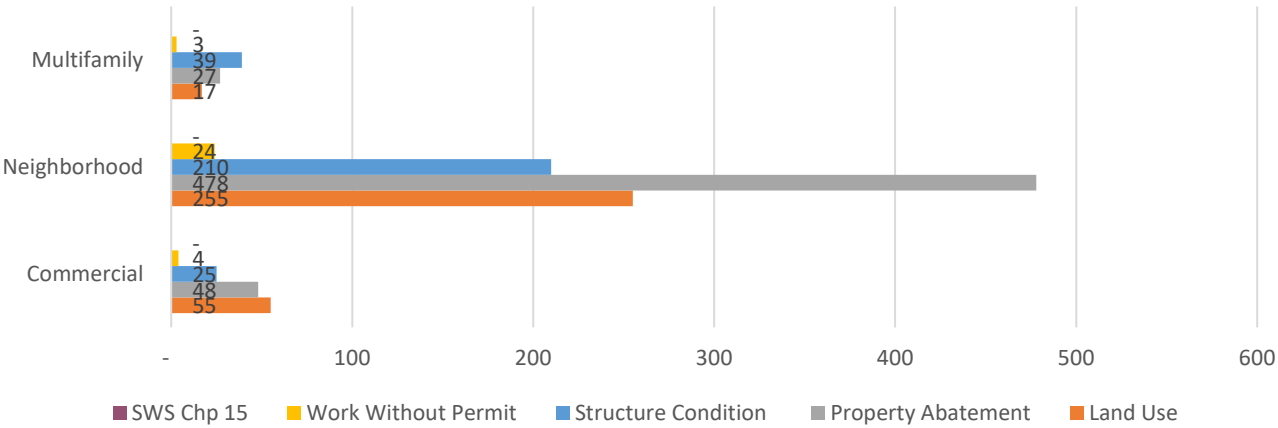
Reported Complaint Type	Total	ROP	STR	RBH
Land Use	327	4	13	-
Property Abatement	553	-	-	-
Structure Condition	274	56	-	-
Work Without Permit	31	-	-	-
SWS Chp 15	-	-	-	-
Total	1,185	60	13	-
Total Percent of Citywide Complaints	3.5%	1.8%	0.8%	0.0%

Council District Matrix - All Complaint Cases

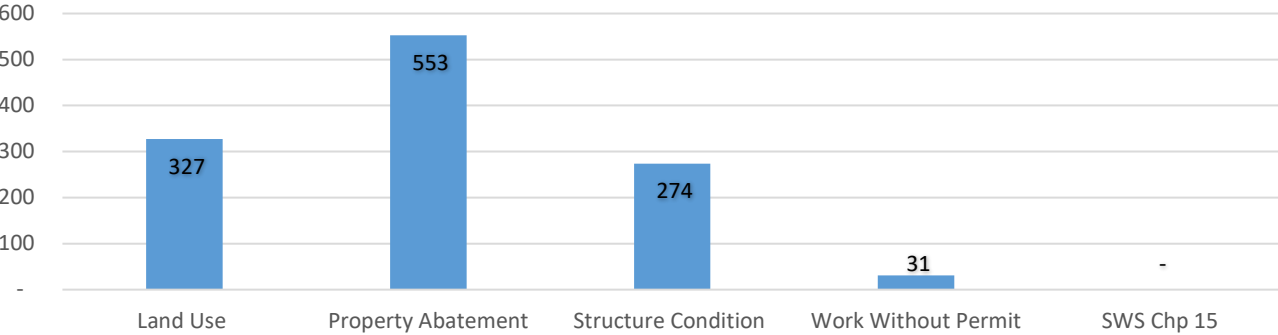
This matrix shows your Council District's percentage of total complaint cases in comparison with others.

Council District	% Total	% Commercial	% Neighborhood	% Multifamily
District 1	15.0%	9.7%	16.2%	15.4%
District 2	9.1%	8.6%	10.2%	6.4%
District 3	13.5%	17.7%	11.7%	15.3%
District 4	17.9%	19.3%	15.1%	25.0%
District 5	8.9%	6.2%	11.4%	4.0%
District 6	3.5%	2.3%	4.6%	1.2%
District 7	8.2%	9.0%	8.5%	6.9%
District 8	4.1%	2.5%	5.4%	1.7%
District 9	13.5%	21.1%	9.4%	19.1%
District 10	6.3%	3.5%	7.5%	4.9%

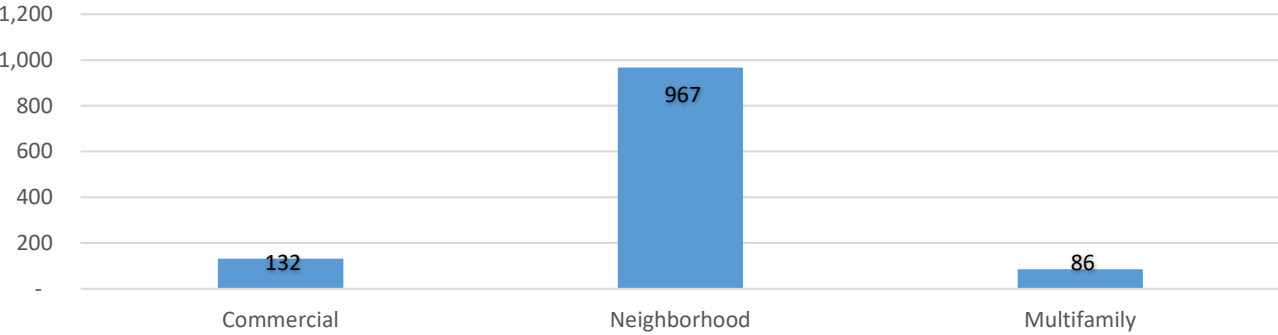
Complaint Case Types by Zoning Designation



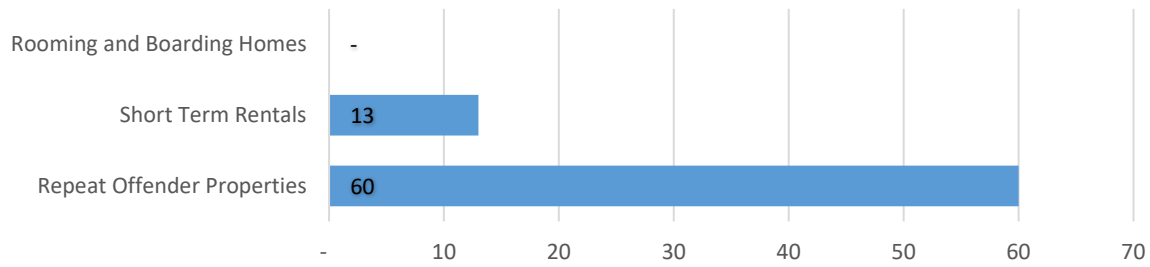
Complaint Cases by Complaint Type



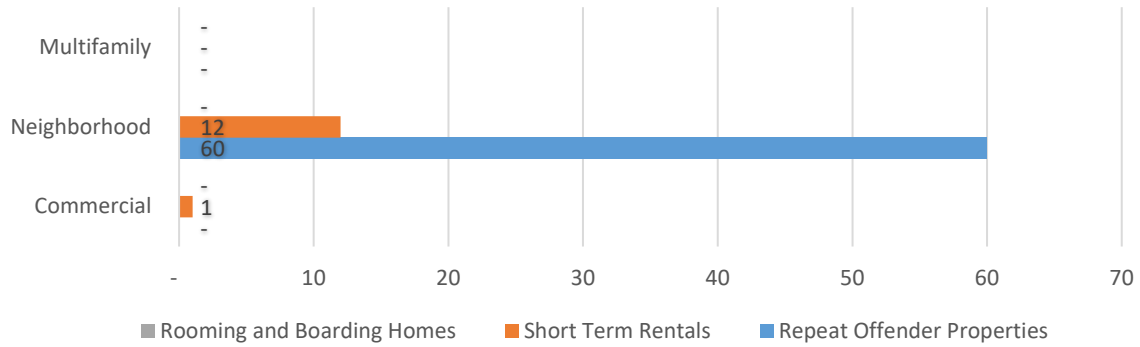
Complaint Cases by Zoning Designation



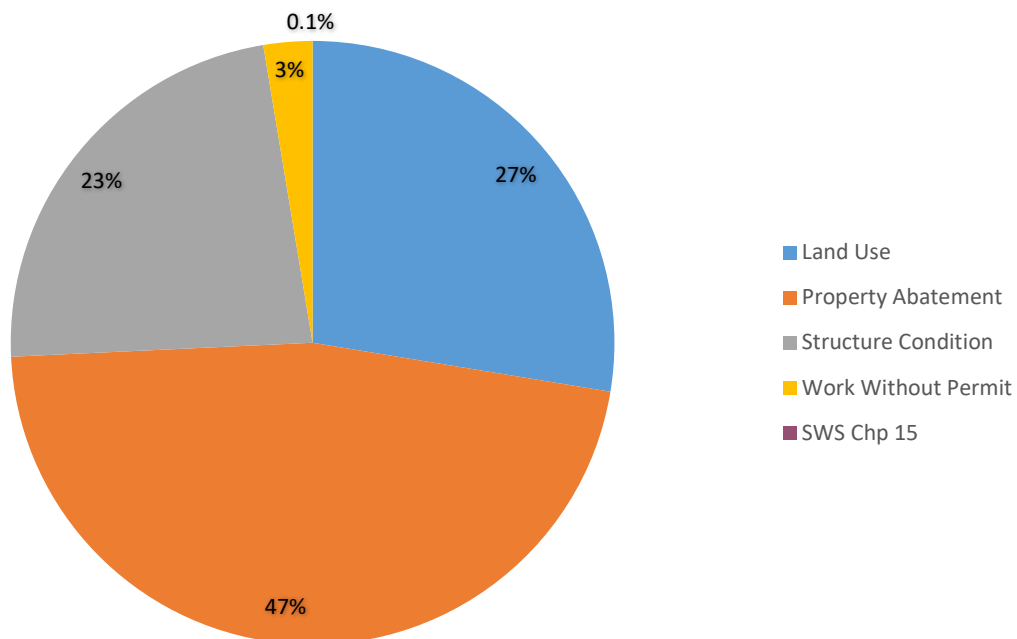
Complaint Cases by Operating License Types



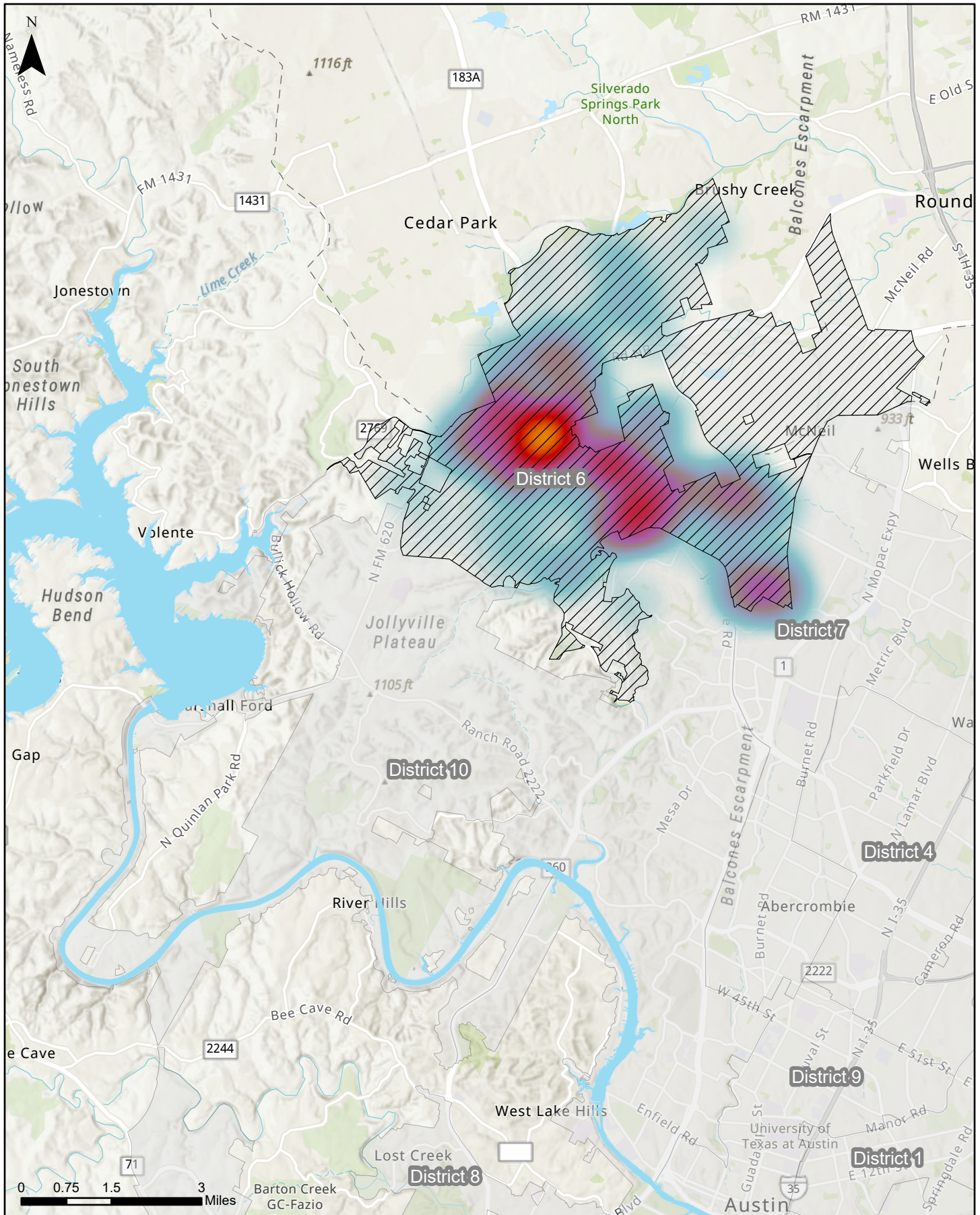
Operating License Complaint Cases by Zoning Designation



Operating License Complaint Case Types



Council District 6



This map examines the density of STR-related code cases opened in Council District 6 between October 1, 2020 and September 30, 2021. The total number of cases opened was 1185.

Sources: AMANDA Case Management Database; GIS DM 2021

 District Boundary
 
 Sparse
 Dense

AUSTIN CODE
DEPARTMENT

Map generated on:
1/5/2023